

Scrip Name: SRGHFL; Scrip Code: 534680; ISIN No: INE559N01010

To,
Department of Corporate Services
BSE Limited
Mumbai- 400 001

Date: 20.07.2015

Share Holding Pattern for the Quarter Ended 30.06.2015

Dear Sir/Madam,

With reference to the above mentioned subject, we hereby provide Share Holding Pattern for the Quarter Ended 30.06.2015 in the format as required by you.


Further also kindly note that we have already filed the shareholding pattern for the quarter ended 30.06.2015 in the XBRL format as required by you.

This is for your information and record and to comply with clause 35 of Listing Agreement with BSE.

Kindly take note of the same and acknowledge the receipt.

For SRG Housing Finance Limited

Vinod K. Jain
(Managing Director)
DIN: 00248843




(1)(a) Statement showing ShareHolding Pattern

Name of the Company / : SRG Housing Finance Ltd.
Name of the Scrip :
Quarter Ended : 30-06-2015
Scrip Code : 534680 Class of security : Equity

Partly paid-up Shares	No. of Partly paid-up Shares	As a % of Total No. of Partly paid-up Shares	As a % of Total no. of Shares of the Company
Held by Promoters/ Promoters Group	0		
Held by Public	0		
TOTAL - D	0		
Outstanding Conv. Securities	No. of Outstanding Securities	As a % of Total no. of O/S Conv. Securities	As a % of Total no. of shares of the Co., assuming full conv.
Held by Promoters/ Promoters Group	0		
Held by Public	0		
TOTAL - E	0		

Warrants :	No. of Warrants	As a % of Total no. of Warrants	As a % of Total no. of shares of the Co., assuming full conv.
Held by Promoters/ Promoters Group	0		
Held by Public	0		
TOTAL - F	0		

Total paid-up Capital of the Company assum- ing full conv. Of warrants & securities	11312700
---	----------

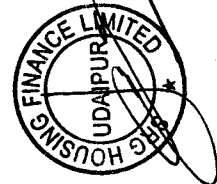


Statement Showing Shareholding Pattern - Table (D)(a)


SRG Housing Finance Ltd.

Scrip Code : 534680
Quarter Ended : 30-06-2015

Category code	Category of Shareholder	Number of Shareholders	Total number of shares	Number of shares held in dematerialized form	Total shareholding as a percentage of total number of shares		Shares pledged or otherwise encumbered	
					As a percentage of (A+B) ¹	As a percentage of (A+B+C)	Number of shares	As a % of Total No. of Shares
h	Qualified For Inv.	0	0	0	0.000	0.000		
i	Any Other -Specify	0	0	0	0.000	0.000		
i-1		0	0	0	0.000	0.000		
i-2		0	0	0	0.000	0.000		
	Sub-Total (B)(1)	0	0	0	0.000	0.000		
B 2	Non-institutions							
a	Bodies Corporates	18	1406000	1406000	12.429	12.429		
b	Individuals							
	i) upto Rs 1-Lac	273	523946	523946	4.631	4.631		
	ii) above Rs1-Lac	60	3765055	3765055	33.282	33.282		
c	Qualified For Inv.	0	0	0	0.000	0.000		
d	Any Other -Cir-Mem	1	110	110	0.001	0.001		
d-1		0	0	0	0.000	0.000		
d-2		0	0	0	0.000	0.000		
	-OCB	0	0	0	0.000	0.000		
	-NRI	0	0	0	0.000	0.000		
	Sub-Total (B)(2)	352	5695111	5695111	50.343	50.343		
(B)	Total (B) = (B)(1)+(B)(2)	352	5695111	5695111	50.343	50.343		
	TOTAL (A)+(B)	370	11312700	11312700	100.000	100.000	0	0.000
(C)	Held by Custodians against Depository Receipts							
	PROMOTER & PRO GRP	0	0	0	0.000	0.000		
	PUBLIC	0	0	0	0.000	0.000		
	GRAND TOTAL (A)+(B)+(C)	370	11312700	11312700	100.000	100.000	0	0.000




Sr.No	Notes




(D)(b) Statement showing holding of securities (including shares, warrants, convertible securities) of persons belonging to the category "Promoter and Promoter Group"

Sr. No.	Ref. No	Name of the shareholder	Total Shares held		Shares pledged or otherwise encumbered			Details of warrant		Details of convertible securities		Total shares (including underlying shares assuming full conversion of warrant and convertible securities) as a % of diluted share capital
			Number	As a % of grand total (A)+(B)+(C)	Number	% of Total shares held	As a % of grand total (A)+(B)+(C)	Number of warrants held	As a % of total No of warrants of the same class	Number of convertible securities held	As a % of total No of convertible securities of the same class	
1	00038302	PUSHIPA JAIN	601671	5.319	0	0.000	0.000	0	0.000	0	0.000	5.319
2	00038355	SEEMA JAIN	286965	2.537	0	0.000	0.000	0	0.000	0	0.000	2.537
3	00038374	MANORMA JAIN	210	0.002	0	0.000	0.000	0	0.000	0	0.000	0.002
4	00038389	DINESH KUMAR LUNDIYA	10500	0.093	0	0.000	0.000	0	0.000	0	0.000	0.093
5	00038393	SRG GLOBAL SOLUTIONS PRIVATE LIMITE	525000	4.641	0	0.000	0.000	0	0.000	0	0.000	4.641
6	00038401	HRIDAY INSURANCE CONSULTANT PRIVATE	52500	0.464	0	0.000	0.000	0	0.000	0	0.000	0.464
7	00038467	GENDA LAL JAIN HUF.	399000	3.527	0	0.000	0.000	0	0.000	0	0.000	3.527
8	00038583	MEENAKSHI JAIN	223965	1.980	0	0.000	0.000	0	0.000	0	0.000	1.980
9	00038598	AARTI PRAKASH JAIN	202650	1.791	0	0.000	0.000	0	0.000	0	0.000	1.791
10	00038604	RAJESH JAIN	560721	4.957	0	0.000	0.000	0	0.000	0	0.000	4.957
11	00038619	GENDA LAL JAIN	168021	1.485	0	0.000	0.000	0	0.000	0	0.000	1.485
12	00038623	VINOD KUMAR JAIN	432915	3.827	0	0.000	0.000	0	0.000	0	0.000	3.827
13	00211035	JIKISHA JAIN	165600	1.464	0	0.000	0.000	0	0.000	0	0.000	1.464
14	00824220	SULOCHANA DEVI JAIN	444150	3.926	0	0.000	0.000	0	0.000	0	0.000	3.926
15	01221887	SRG GLOBAL BUILDERS PRIVATE LIMITED	226799	2.005	0	0.000	0.000	0	0.000	0	0.000	2.005
16	10212074	SEEMA JAIN	156786	1.386	0	0.000	0.000	0	0.000	0	0.000	1.386
17	10212195	VINOD KUMAR JAIN	617286	5.457	0	0.000	0.000	0	0.000	0	0.000	5.457
18	10212621	VINOD KUMAR JAIN (HUF)	337890	2.987	0	0.000	0.000	0	0.000	0	0.000	2.987
19	10213745	RAJESH JAIN (HUF)	204960	1.812	0	0.000	0.000	0	0.000	0	0.000	1.812
		Total Promoter & Promoter Group	5617589	49.657	0	0.000	0.000	0	0.000	0	0.000	49.660

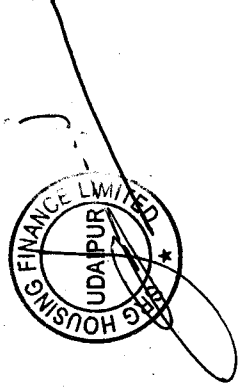


(D)(c) Statement showing holding of securities (including shares, warrants, convertible securities) of persons belonging to the category "Public" and holding more than 1% of the total number of shares

Sr. No.	Ref Num	Name of the shareholder	Number of shares	Shares as a percentage of total number of shares (i.e., Grand Total (A)+(B)+(C) indicated in Statement at para (I)(a) above)	Details of warrant		Details of convertible securities		Total shares (including underlying shares assuming full conversion of warrant and convertible securities) as a % of diluted share capital
					Number of warrants held	As a % of total No of warrants of the same class	Number of convertible securities held	As a % of total No of convertible securities of the same class	
1	AABCA3790K	AMBITIOUS ASSOCIATES PVT LTD	558960	4.941	0	0.000	0	0.000	4.941
2	ACBPM0342C	ARUN MURDIA	119700	1.058	0	0.000	0	0.000	1.058
3	AAHCA7893B	ARYAMAN CAPITAL MARKETS LIMITED	254300	2.248	0	0.000	0	0.000	2.248
4	ABXPT13155H	AVNISH TIWARI	140700	1.244	0	0.000	0	0.000	1.244
5	AAECD1306R	DAMAKSHI BUILDERS PRIVATE LIMITED	126000	1.114	0	0.000	0	0.000	1.114
6	AAVPJ3721G	DHARMESH CHANDRA JAIN	172200	1.522	0	0.000	0	0.000	1.522
7	ALJPG1060G	FATEH LAL GAMETI	199500	1.764	0	0.000	0	0.000	1.764
8	ANRPJ3757D	GAURAV S JAIN	174720	1.544	0	0.000	0	0.000	1.544
9	ADMPV3540R	JYOTI VASHISHTH	165900	1.466	0	0.000	0	0.000	1.466
10	AAKPT6262F	KALA TIWARI	189000	1.671	0	0.000	0	0.000	1.671
11	ADHPJ4654P	PRAKASH CHAND JAIN	180600	1.596	0	0.000	0	0.000	1.596
12	AAECR1487R	RHYTHM CONSULTANTS PRIVATE LIMITED	445920	3.942	0	0.000	0	0.000	3.942
13	AAJJP3297P	SAURABH BAHADURLAL JAIN	139440	1.233	0	0.000	0	0.000	1.233
14	AXJPS7030E	VARDEE BAI SHARMA	134400	1.188	0	0.000	0	0.000	1.188
15	ADMPV3539J	VIVEK VASHISHTH	281400	2.487	0	0.000	0	0.000	2.487
				0.000					
		Total	3282740	29.018	0	0.000	0	0.000	29.018




Sr. No.	Ref-Num	Name of the shareholder	Number of shares	Shares as a percentage of total number of shares {i.e., Grand Total (A)+(B)+(C) indicated in Statement at para (D)(a) above}	Details of warrant		Details of convertible securities		Total shares (including underlying shares assuming full conversion of warrant and convertible securities) as a % of diluted share capital
					Number of warrants held	As a % of total No of warrants of the same class	Number of convertible securities held	As a % of total No of convertible securities of the same class	
				0.000					
		Total -Public [5% & above]	0	0.000	0	0.000	0	0.000	0.000



(II)(a) Statement showing details of Depository Receipts (DRs)

Sr. No.	Ref-Num	Name of the Holder	Type of outstanding DR (ADRs, GDRs, SDRs, etc.)	Number of outstanding DRs	Number of shares underlying outstanding DRs	Shares underlying outstanding DRs as a percentage of total number of shares {i.e., Grand Total (A)+(B)+(C) indicated in Statement at para (I)(a) above}



(II)(b) Statement showing Holding of Depository Receipts (DRs), where underlying shares held by Promoter/Promoter Group are in excess of 1% of the total number of shares

Sr. No.	Ref-Num	Name of the DR Holder	Type of outstanding DR (ADRs, GDRs, SDRs, etc.)	Number of outstanding DRs	Number of shares underlying outstanding DRs	Shares underlying outstanding DRs as a percentage of total number of shares {i.e., Grand Total (A)+(B)+(C) indicated in Statement at para (D)(a) above}

